



2015

2016 03

)

(

10

0.50

1,471,259,363

0

.....	2
.....	5
.....	11
.....	13
.....	36
.....	54
.....	60
.....	61
.....	73
.....	82
.....	83

	A 10

✓

✓

√ □

1 √**2** √

 √√

1 —

1 —

□ √

1 —

1.

2

3.

1

" " " "

2**1**

2**10%**

√ □

1

□ √

3

√ □

30%

□ √

4

5

6

√ □

“ “ “

3'

7 √**8**

5

1			
2			
3			
4			
5			

 √

3

	2015	2014		

4

√

√

√

5

	2015	2014	

--	--	--	--

√ □

√ □

√ □

2

√ □

1.							
2.							
3.							

□ √

1

√ □

3

$\sqrt{\quad}$

4

1

$\sqrt{\quad}$

5

6

√ □

1

2013					0			0	-	0	
	--				0			0	--	0	

--

2

√ □

--	--

3

√ □

	2015 1 6								

1

✓

2

✓ F%V 0...gu}p 0 0 ¶ L€ œ (

√ □

10%

		U	OEM					
		LED	LED					

√ □

□ √

√ □

3 5

			4			
			5	2013		
		4 2				
		2				



2

 √ √

“ ”

 √ √ √√

" " "

3'

1

2

	194.28
	8

 √√ √ √ √

□ ✓

□ ✓

□ ✓

2

√ □

3 √**4**√ √**5**√

(1)

1)

2015 12 31
598,000,000.00

597,386,673.14

2015

						/
	1					
	2					

2)

1

1

√

2

√

3

√ □

1)

A)

	12,556	615,504.75	1
139,200	1		

2)

A)

		3	2	10-11	4,500.97
94,639.30	2				

B)

3	1	2	B	1,726.82	69,072.80	2
				02	12,789.85	234,054.26
3						

C)

						1	02
8,657.63		158,434.63		3			

D)

1	3	7200	2
---	---	------	---

E)

			6	8
106,520	2			
		844,543.34		2

10%

□ √

10%

2

√ □

1

2 √**3****1** √**2** √

4

□ √

5

1 2015 3 23

3000 1

2 2015 3 26

3 1

3 2015 4 17

4

1

4 2015 6 18

20

2015 12 8

5 2015 8 7

5

1

6 2015 10 15

3.2 1

7 2015 10 15

4

1

8 2015 11 5

1.5

1

9 2015 12 20

3.5

2016 11 4

10 2015 12 30

20

2016 12 29

11 2015 12 30

6

1

√ □

□ √

√ □

□ √ □

√ □

	" "

✓

✓

2

✓

1

✓

2

✓

3

✓

1

10

10

□ √

10


10

2

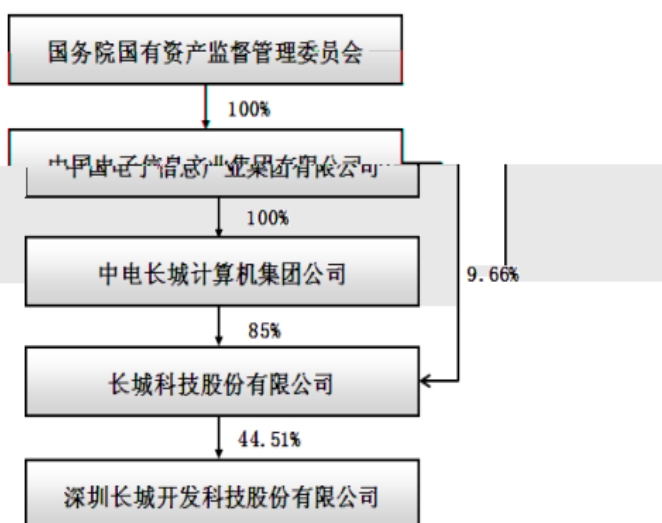
□ √

3

	/			
		1989 05 26	10001024-9	



□ √



□ √

4 **10%**

 ✓

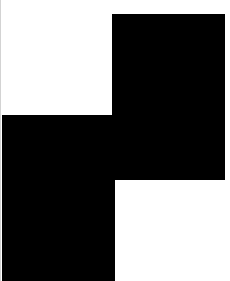
5

 ✓

□ √

[Redacted]					
			1987 01 14		
			1998 07 23		

[Redacted]



3

" "

"

"

4

□ √

□ √

1

2

3

4

5

 ✓**1**

--	--	--

2 ✓

1

2 √**3**√

208>]Ta11041447bda0592797>-5T11 1 T22.89 21.1143 0 TD 0.0011 Tc35.015

□ √

2

		/	•	•
		3	/	1
			3	1
		/	/	/

			1 10 5 20	10 20 20 30	20 30
		/			
				10-50	50

1

2

3

4

5



信永中和会计师事务所

ShineWing
certified public accountants

8 A 9

9/F, Block A, Fu Hua Mansion,
No.8, Chaoyangmen Beidajie,
Dongcheng District, Beijing,
1 0 0 0 2 7 , P . R . C h i n a

: +86(010)6554 2288
telephone: +86(010)6554 2288

: +86(010)6554 7190
facsimile: +86(010)6554 7190

XYZH/2016SZA10129

2015 12 31

2015

1

2

2015 12 31

2015

2015 12 31

	1	7, 625, 928, 331. 46	8, 211, 257, 022. 56
		-	
	2	49, 287, 408. 61	18, 013, 837. 55
	3	50, 630, 186. 37	66, 974, 030. 76
	4	1, 623, 077, 551. 79	2, 214, 908, 9

2015 12 31

	19	7, 425, 323, 033. 07	7, 408, 059, 929. 63
	20	185, 808, 931. 11	37, 417, 860. 69
			643, 566. 00
	21	955, 633, 608. 86	1, 629, 069, 024. 64
	22	28, 256, 204. 95	32, 633, 967. 40
	23	194, 793, 182. 20	155, 836, 643. 44
	24	155, 376, 312. 90	54, 008, 435. 89
		1, 893, 842. 50	
	25	47, 536, 096. 35	44, 005, 605. 63
		26, 810. 51	
		1, 787. 72	
		8, 994, 649, 810. 17	9, 361, 675, 033. 32
		55, 607. 51	
	26	8, 183, 070. 59	11, 973, 584. 60
	27	43, 773, 800. 00	12, 380, 000. 00
	18	85, 172, 191. 44	5, 370, 739. 47
		137, 184, 669. 54	29, 724, 324. 07
		9, 131, 834, 479. 71	9, 391, 399, 357. 39
	28	1, 471, 259, 363. 00	1, 471, 259, 363. 00
	29	678, 232, 643. 23	725, 572, 996. 72
	30	316, 135, 580. 71	137, 863, 322. 67
		- 48, 007, 857. 79	- 75, 711, 945. 04
	31	1, 073, 036, 278. 28	1, 033, 747, 213. 51
	32	1, 665, 229, 665. 78	1, 597, 421, 421. 19
		5, 203, 893, 531. 00	4, 965, 864, 317. 09
		1, 787, 261. 76	93, 157, 134. 63
		5, 205, 680, 792. 76	5, 059, 021, 451. 72
		14, 337, 515, 272. 47	14, 450, 420, 809. 11

2015 12 31

		2, 216, 088, 928. 63	3, 033, 654, 142. 75
		-	
		3, 319, 000. 00	
		39, 874, 324. 49	66, 608, 021. 41
	1	859, 305, 157. 66	521, 921, 468. 08
		22, 453, 689. 17	13, 028, 380. 20
		23, 803, 688. 46	63, 651, 543. 70
		113, 753, 812. 62	113, 753, 812. 62
	2	203, 489, 334. 70	521, 690, 976. 82
		174, 664, 313. 68	230, 300, 460. 21
		-	

2015 12 31

		1, 493, 800, 000. 00	24, 000, 000. 00
		-	
		-	400, 742. 25
		-	643, 566. 00
		723, 553, 279. 97	1, 329, 020, 564. 40
		13, 896, 554. 50	29, 584, 732. 73
		54, 957, 292. 71	63, 500, 320. 23
		14, 645, 672. 55	3, 752, 426. 92
		1, 893, 842. 50	
		-	
		848, 677, 893. 94	2, 072, 876, 996. 34
		-	
		-	
		-	
		3, 151, 424, 536. 17	3, 523, 779, 348. 87
		-	
		-	
		-	
		-	
		-	
		6, 502, 862. 36	11, 973, 584. 60
			12, 380, 000. 00
		33, 155, 850. 00	
		39, 658, 712. 36	24, 353, 584. 60
		3, 191, 083, 248. 53	3, 548, 132, 933. 47
		1, 471, 259, 363. 00	1, 471, 259, 363. 00
		-	
		750, 561, 558. 54	791, 249, 969. 19
		-	
		183, 894, 500. 71	-1, 167, 499. 29
			-1, 785, 604. 96
		-	
		1, 062, 735, 307. 51	1, 023, 446, 242. 74
		-	
		1, 063, 392, 426. 22	783, 353, 811. 42
		4, 531, 843, 155. 98	4, 068, 141, 887. 06
		7, 722, 926, 404. 51	7, 616, 274, 820. 53

2015

		15, 361, 814, 755. 44	16, 451, 845, 512. 24
:	33	15, 361, 814, 755. 44	16, 451, 845, 512. 24
		15, 050, 235, 692. 44	16, 112, 276, 651. 75
	33	14, 696, 720, 834. 19	15, 927, 060, 086. 89
	34	19, 747, 288. 61	16, 704, 348. 78
	35	40, 685, 844. 35	30, 243, 293. 07
	36	402, 719, 619. 20	336, 808, 120. 65
	37	- 119, 296, 792. 28	- 197, 509, 253. 13
	38	9, 658, 898. 37	- 1, 029, 944. 51
" "	39	- 119, 754, 653. 28	- 172, 111, 521. 20
" "	40	5, 866, 821. 37	90, 026, 392. 70
		- 25, 449, 684. 03	25, 358, 001. 68
" "		197, 691, 231. 09	257, 483, 731. 99
	41	83, 038, 836. 08	14, 874, 549. 23
		7, 379, 600. 24	1, 701, 014. 60
	42	3, 280, 814. 78	3, 042, 452. 74
		1, 108, 717. 71	1, 403, 414. 10
" "		277, 449, 252. 39	269, 315, 828. 48
	43	96, 788, 974. 88	110, 567, 039. 48
" "		180, 660, 277. 51	158, 748, 789. 00
		180, 660, 277. 51	173, 868, 974. 68
			- 15, 120, 185. 68
	30	178, 272, 258. 04	1, 069, 224. 13
		178, 272, 258. 04	1, 583, 004. 97
			-
1.			-
2			-
		178, 272, 258. 04	1, 583, 004. 97
1.		- 34, 493, 829. 21	- 13, 370, 203. 22
2		185, 062, 000. 00	18, 482, 142. 49
3			
4			
5		27, 704, 087. 25	- 3, 528, 934. 30
6			
			- 513, 780. 84
		358, 932, 535. 55	159, 818, 013. 13
		358, 932, 535. 55	175, 451, 979. 65
			- 15, 633, 966. 52
		0. 1228	0. 1182
		0. 1228	0. 1182

- 3, 052, 709. 04

2015

		4, 240, 560, 604. 63	4, 595, 493, 104. 30
:	4	4, 240, 560, 604. 63	4, 595, 493, 104. 30
		4, 157, 000, 720. 99	4, 487, 153, 952. 01
	4	3, 978, 351, 189. 08	4, 381, 308, 197. 63
		8, 815, 740. 66	11, 757, 555. 20
		31, 537, 940. 48	19, 582, 318. 88
		201, 125, 284. 16	173, 298, 218. 52
		- 64, 107, 966. 19	- 93, 404, 728. 86
		1, 278, 532. 80	- 5, 387, 609. 36
		3, 719, 742. 25	- 10, 451, 789. 38
" "	5	294, 781, 237. 91	253, 961, 713. 97
		- 39, 139, 793. 99	14, 749, 459. 98
" "		382, 060, 863. 80	351, 849, 076. 88
		25, 302, 127. 94	8, 308, 035. 01
		69, 307. 53	1, 707, 378. 59
		2, 022, 583. 22	1, 319, 686. 98
		97, 150. 79	116. 67
" "		405, 340, 408. 52	358, 837, 424. 91
		12, 449, 760. 80	34, 439, 286. 92
" "		392, 890, 647. 72	324, 398, 137. 99
		0. 2670	0. 2413
		0. 2670	0. 2413
		185, 062, 000. 00	18, 469, 004. 08
1.			
2			
		185, 062, 000. 00	18, 469, 004. 08
1.		- 1, 785, 604. 96	- 13, 138. 41
2		185, 062, 000. 00	18, 482, 142. 49
3			
4.			

2015

		14, 081, 143, 031. 73	12, 104, 403, 899. 60
		75, 218, 407. 37	22, 630, 802. 11
		-	
	45	159, 684, 504. 76	141, 436, 117. 10
		14, 316, 045, 943. 86	12, 268, 470, 818. 81
		11, 802, 580, 462. 20	10, 542, 973, 756. 52
		1, 582, 460, 095. 36	1, 378, 132, 661. 23
		251, 762, 284. 30	320, 278, 668. 30
	45	188, 781, 838. 47	128, 348, 662. 80
		13, 825, 584, 680. 33	12, 369, 733, 748. 85
		490, 461, 263. 53	- 101, 262, 930. 04
			186, 498, 540. 73
		7, 211, 658. 44	90, 896, 880. 34
		11, 068, 348. 91	1, 219, 079. 70
		18, 280, 007. 35	278, 614, 500. 77
		760, 138, 485. 08	516, 449, 369. 20
		504, 157, 888. 66	
	45		100, 000. 00
		1, 264, 296, 373. 74	516, 549, 369. 20
		- 1, 246, 016, 366. 39	- 237, 934, 868. 43
		15, 666, 297, 970. 37	14, 305, 703, 639. 34
	45	6, 910, 229, 981. 98	6, 328, 095, 142. 74
		22, 576, 527, 952. 35	20, 633, 798, 782. 08
		16, 003, 276, 974. 36	13, 864, 939, 179. 36
		167, 456, 833. 86	192, 274, 855. 54
	45	5, 349, 587, 960. 88	6, 528, 911, 592. 57
		21, 520, 321, 769. 10	20, 586, 125, 627. 47
		1, 056, 206, 183. 25	47, 673, 154. 61
		45, 827, 618. 25	- 29, 029, 418. 35
		346, 478, 698. 64	- 320, 554, 062. 21
		1, 927, 199, 131. 54	2, 247, 753, 193. 75
		2, 273, 677, 830. 18	1, 927, 199, 131. 54

2015

		3, 980, 642, 949. 12	4, 795, 380, 088. 67
		35, 397, 868. 82	5, 182, 875. 20
		-	
		7, 708, 862, 640. 84	5, 447, 280, 385. 01
		11, 724, 903, 458. 78	10, 247, 843, 348. 88
		4, 614, 227, 752. 21	3, 738, 237, 575. 15
		506, 633, 010. 78	586, 780, 572. 99
		50, 797, 314. 82	63, 169, 348. 16
		8, 353, 108, 585. 11	5, 328, 617, 720. 52
		13, 524, 766, 662. 92	9, 716, 805, 216. 82
		-1, 799, 863, 204. 14	531, 038, 132. 06
			159, 999, 996. 80
		338, 821, 031. 90	136, 398, 145. 93
		4, 728, 649. 89	1, 927, 408. 80
		-	
		-	
		343, 549, 681. 79	298, 325, 551. 53
		83, 927, 012. 54	23, 537, 378. 00
			90, 119, 885. 00
		868, 621, 732. 75	
		-	
		952, 548, 745. 29	113, 657, 263. 00
		-608, 999, 063. 50	184, 668, 288. 53
		-	
		2, 508, 613, 600. 00	271, 000, 000. 00
		2, 582, 093, 781. 69	1, 905, 715, 481. 91
		5, 090, 707, 381. 69	2, 176, 715, 481. 91
		1, 039, 089, 300. 00	247, 091, 673. 84
		86, 530, 769. 22	73, 131, 979. 50
		1, 462, 605, 825. 31	2, 486, 661, 991. 02
		2, 588, 225, 894. 53	2, 806, 885, 644. 36
		2, 502, 481, 487. 16	-630, 170, 162. 45
		19, 727, 056. 10	-1, 867, 214. 90
		113, 346, 275. 62	83, 669, 043. 24
		523, 592, 151. 73	439, 923, 108. 49
		636, 938, 427. 35	523, 592, 151. 73

合并所有者权益变动表（续）

编制单位：深圳长城开发科技股份有限公司

2015年度

单位：人民币元

项 目	上年金额												
	实收资本	其他权益工具			资本公积	减：库存股	其他综合收益	专项储备	盈余公积	一般风险准备	未分配利润	少数股东权益	合计
		优先股	永续债	其他									
一、上年期末余额	1,471,259,363.00				719,364,275.46		136,280,317.70		997,828,482.24		1,527,622,106.03	108,791,101.15	4,961,145,645.58
加：会计政策变更													
前期差错更正													
同一控制下企业合并					6,100,000.00				3,478,917.47		1,933,122.43		11,512,039.90
其他													
二、本年期初余额	1,471,259,363.00	-	-	-	725,464,275.46	-	136,280,317.70	-	1,001,307,399.71	-	1,529,555,228.46	108,791,101.15	4,972,657,685.48
三、本年增减变动金额（减少以“-”号填列）		-	-	-	108,721.26	-	1,583,004.97	-	32,439,813.80	-	67,866,192.73	-15,633,966.52	86,363,766.24
（一）综合收益总额							1,583,004.97				173,868,974.68	-15,633,966.52	159,818,013.13
（二）所有者投入和减少资本（减少以“-”号填列）		-	-	-	108,721.26	-	-	-	-	-	-	-	108,721.26
1. 股东投入的普通股													
2. 其他权益工具持有者投入资本													-
3. 股份支付计入所有者权益的金额													-
4. 其他					108,721.26								108,721.26
（三）专项储备		-	-	-	-	-	-	-	-	-	-	-	-
1. 本期提取													-
2. 本期使用													-
（四）利润分配		-	-	-	-	-	-	-	32,439,813.80	-	-106,002,781.95	-	-73,562,968.15
1. 提取盈余公积									32,439,813.80		-32,439,813.80		
2. 提取一般风险准备													
3. 所有者的分配											-73,562,968.15		-73,562,968.15
4. 其他													
（五）所有者权益内部结转		-	-	-	-	-	-	-	-	-	-	-	-
1. 资本公积转增资本													
2. 盈余公积转增资本													
3. 盈余公积弥补亏损													
4. 其他													
（六）其他													
四、本年期末余额	1,471,259,363.00	-	-	-	725,572,996.72	-	137,863,322.67	-	1,033,747,213.51	-	1,597,421,421.19	93,157,134.63	5,059,021,451.72

企业负责人：

主管会计工作的负责人：

会计主管人员：

母公司股东权益变动表

编制单位：深圳长城开发科技股份有限公司

2015年度

单位：人民币元

项 目	本年金额										
	实收资本	其他权益工具			资本公积	减：库存股	其他综合收益	专项储备	盈余公积	未分配利润	合计
		优先股	永续债	其他							
一、上年期末余额	1,471,259,363.00				791,249,969.19		-1,167,499.29		1,023,446,242.74	783,353,811.42	4,068,141,887.06
加：会计政策变更											
前期差错更正											
同一控制下企业合并											
其他											
二、本年期初余额	1,471,259,363.00				791,249,969.19		-1,167,499.29		1,023,446,242.74	783,353,811.42	4,068,141,887.06
三、本年增减变动金额（减少以“-”号填列）					-40,688,410.65		185,062,000.00		39,289,064.77	280,038,614.80	463,701,268.92
（一）综合收益总额							185,062,000.00			392,890,647.72	577,952,647.72
（二）所有者投入和减少资本（减少以“-”号填列）					-40,688,410.65						-40,688,410.65
1. 股东投入的普通股											
2. 其他权益工具持有者投入资本											
3. 股份支付计入所有者权益的金额											
4. 其他					-40,688,410.65						-40,688,410.65
（三）利润分配											
1. 提取盈余公积											
2. 提取一般风险准备											
3. 对所有者（或股东）的分配											
4. 其他											
（四）所有者权益内部结转											
1. 资本公积转增资本（或股本）											
2. 盈余公积转增资本（或股本）											
3. 盈余公积弥补亏损											
4. 其他											
（五）其他											
四、本年年末余额	1,471,259,363.00				750,561,558.54		183,894,500.71		1,062,735,307.51	1,063,392,426.22	4,531,843,195.98

企业负责人：

主管会计工作的负责人：

会计主管人员：

母公司股东权益变动表（续）

编制单位：深圳长城开发科技股份有限公司

2015年度

单位：人民币元

项 目	上年金额										
	股本	其他权益工具			资本公积	减：库存股	其他综合收益	专项储备	盈余公积	未分配利润	合计
		优先股	永续债	其他							
一、上年期末余额	1,471,259,363.00	-	-	-	791,141,247.93	-	-19,636,503.37	-	991,006,428.94	564,958,455.38	3,798,728,991.88
加：会计政策变更											
前期差错更正											
同一控制下企业合并											
其他											
二、本年期初余额	1,471,259,363.00				791,141,247.93		-19,636,503.37		991,006,428.94	564,958,455.38	3,798,728,991.88
三、本年增减变动金额（减少以“-”号填列）	-				108,721.26		18,469,004.08		32,439,813.80	218,395,356.04	269,412,895.18
（一）综合收益总额							18,469,004.08			324,398,137.99	342,867,142.07
（二）所有者投入和减少资本（减少以“-”号填列）	-				108,721.26						108,721.26
1. 股东投入的普通股											-
2. 其他权益工具持有者投入资本											
3. 股份支付计入所有者权益的金额											
4. 其他					108,721.26						108,721.26
（三）专项储备											
1. 本期提取											
2. 本期使用											
（四）利润分配									32,439,813.80	-106,002,781.95	-73,562,968.15
1. 提取盈余公积									32,439,813.80	-32,439,813.80	
2. 提取一般风险准备											
3. 所有者（或股东）的分配										-73,562,968.15	-73,562,968.15
4. 其他											
（五）所有者权益内部结转											
1. 资本公积转增资本											
2. 盈余公积转增资本											
3. 盈余公积弥补亏损											
5. 其他											
（六）其他											
四、本年期末余额	1,471,259,363.00				791,249,969.19		-1,167,499.29		1,023,446,242.74	783,353,811.42	4,068,141,887.06

企业负责人：

主管会计工作的负责人：

会计主管人员：

2015 1 1 2015 12 31

(1993) 887 " () "

(1993) 142 (A)

440301501126473

7006

" " 2005

" "

2015 12 31 147, 126 145

0. 1% 146, 981 99. 90%

CAD/CAM

LED

()

(CEO)

2015 1 1 2015 12 31

21

3

"

"

2015

2015

3

1

"

"

2

12

1.

2

1 1 12 31

3

" 8"

4.

5.

"

2015 1 1 2015 12 31

”

6

7.

3

8

1

2

“ ”

2015 1 1 2015 12 31

9.

1

1

2015 1 1 2015 12 31

2

3

30%

6

3

30%

5%

2015 1 1 2015 12 31

2

1

2

3

10

1

	10%

2

1

	%	%
1	1.00	1.00
1-2	10.00	10.00
2-3	30.00	30.00
3	100.00	100.00

3

2015 1 1 2015 12 31

11.

12

20

20%

50

2015 1 1 2015 12 31

" "

13.

()

		%	%
	20-35	10.00	2.57-4.50

14.

2,000

		()	(%)	(%)
1		20-35	10.00	2.57-4.5
2		10	0-10.00	9.00-10.00
3		3-10	0-10.00	9.00-33.33
4		5-7	0-10.00	12.86-20.00
5		5	0-10.00	18.00-20.00

15.

16

1

3

17.

18

1

2015 1 1 2015 12 31

2

3

4

5

6

7

19.

5

20

21.

2015 1 1 2015 12 31

22

1

2

3

23

(1)

24.

()

()

25.

26.

1.

		1
		5%
		13%
		17%
	70%	1. 2% 12%
		1% 7%
		3%

1

16. 5%

17%

2015 1 1 2015 12 31

25%

2

1 2014

GR201444200228

3

2015

15%

50%

2 2014

GF201444200037

3

2015

15%

" 2015 12 31 " " 2015 1 1 12 31 " "

2014 1 1 12 31

1.

	2,052,093.12	1,736,552.26
	2,271,625,737.06	1,925,462,579.28
	5,352,250,501.28	6,284,057,891.02
	7,625,928,331.46	8,211,257,022.56
	632,534,896.43	175,130,603.73

1 2015 12 31

	5,306,309,385.27	6,116,280,900.00
	45,941,116.01	167,776,991.02
	5,352,250,501.28	6,284,057,891.02

2

2015 1 1 2015 12 31

	30,997,958.71	7,564,106.02
	18,289,449.90	10,449,731.53
	49,287,408.61	18,013,837.55

2011

173.61%

2

3.

1

	50,630,186.37	66,974,030.76
	50,630,186.37	66,974,030.76

2

		700,000.00
		700,000.00

500,000.00

4.

1

		%		%			%		%	
	1,670,914,443.41	100	47,836,891.62	2.86	1,623,077,551.79	2,267,575,180.49	100.00	52,666,271.97	2.32	2,214,908,908.52
	1,670,914,443.41	100	47,836,891.62		1,623,077,551.79	2,267,575,180.49	100	52,666,271.97		2,214,908,908.52

1

			%
1	1,619,319,331.87	15,141,622.60	0.94
1-2	12,499,237.48	1,249,923.75	10.00
2-3	10,929,326.84	3,278,798.05	30.00
3	28,166,547.22	28,166,547.22	100.00
	1,670,914,443.41	47,836,891.62	2.86

2

		(
	1,103,877.38	
	1,103,877.38	

3

4

			(%)	
Seagate International Singapore	501,578,902.28	1	30.02	5,015,789.02
	223,080,535.21	1	13.35	2,230,805.35

2015 1 1 2015 12 31

(%)

	12, 153, 599. 74	21, 659, 503. 26
	82, 357, 532. 58	129, 068, 200. 00
	2, 127, 401. 28	6, 722, 674. 80
	96, 638, 533. 60	157, 450, 378. 06

7.

1

		%		%			(%)		%	
	112,337,439.01	100.00	27,005,262.91	24.05	85,332,146.10	76,730,338.82	100.00	26,910,234.62	35.07	49,820,094.20
	112,337,439.01	100.00	27,005,262.91		85,332,146.10	76,730,338.82	100.00	26,910,234.62		49,820,094.20

1

			%
1	54, 419, 097. 00	174, 406. 20	0. 32
1-2	5, 542, 536. 67	554, 253. 67	10
2-3	5, 689, 703. 79	1, 706, 911. 14	30
3	24, 569, 691. 90	24, 569, 691. 90	100
	90, 221, 029. 36	27, 005, 262. 91	29. 93

2

			%
	20,174,412.09		
	1,911,967.56		
	22,086,379.65		

2

	53,828,696.67	
	20,174,412.09	11,660,139.15
	20,073,805.78	19,450,029.35
	4,732,474.38	8,660,090.47
	4,727,993.24	1,725,912.20
	715,200.31	
	340,212.59	
	324,667.83	28,335,413.18
	7,389,946.12	6,898,744.47
	112,307,409.01	76,730,328.82

3

				%	
		53,828,696.67	1	47.93	53,828.97
		20,174,412.09	1	17.96	
		13,771,678.60	1	12.26	137,716.79
		11,986,067.76	5	10.67	11,986,067.76
		6,900,000.00	5	6.14	6,900,000.00
		106,660,855.12		94.96	19,562,071.52

8

1

	433,401,204.90	4,703,960.86	433,697,244.04	349,352,894.40	6,883,710.59	342,469,183.81
	301,452,969.90	3,329,661.61	298,123,308.29	314,644,514.71	27,513,492.15	287,131,022.56

2015 1 1 2015 12 31

	63 055 448 12		63 055 448 12	50 047 119 41		50 047 119 41
	19 592 683 96	3 164 219 38	16 428 464 58	11 714 627 84	3 164 219 38	8 550 408 46
				5 634 308 75		5 634 308 75
	20 335 725 55		20 335 725 55	2 590 261 32		2 590 261 32
	82 888 082 43	11 197 841 85	881 640 190 58	733 983 721 43	37 561 422 12	696 422 299 31

19. 42%

2

	27 513 492 15	615 549 67		24 799 330 21	3 329 661 61
	3 164 219 38				3 164 219 38
	6 883 710 59	8 300 05		2 188 049 78	4 703 960 86
	37 561 422 12	623 849 72		26 987 429 99	11 197 841 85

3

9.

	38 626 727 34	26 484 868 97
	2 072 715 82	2 072 841 84
	27 602 680 75	16 613 174 46
	580 166 06	921 880 00
		100 000 00
	68 882 289 97	46 192 765 27

49. 12%

10.

1

2015 1 1 2015 12 31

	439,629,374.45	42,886,668.03	336,732,706.42	219,587,973.90	30,319,825.90	189,268,148.00
	302,770,000.00		302,770,000.00			
	136,859,374.45	42,886,668.03	93,962,706.42	219,587,973.90	30,319,825.90	189,268,148.00
	439,629,374.45	42,886,668.03	336,732,706.42	219,587,973.90	30,319,825.90	189,268,148.00

109.61%

2015 3 23

2

									%	
	4 192,300.00			4 192,300.00	4 000,000.00			4 000,000.00	15.00	
	2 391,700.00			2 391,700.00	2 391,700.00			2 391,700.00	1.41	
	6 319,447.64			6 319,447.64					18.11	2,028,949.80
	85,050,000.00		85,050,000.00							
	32,983,539.00			32,983,539.00					10.00	
	51,200,000.00			51,200,000.00					16.00	
Archers Inc.	3 076,710.00	190,709.78		3 267,419.78					2.64	
E&H Co., Ltd [†]	34 374,277.26	2 130,690.77		36 504,968.03	23 928,125.90	12 576,842.13		36 504,968.03	13.92	
	219,587,973.90	2,321,400.55	85,050,000.00	136,859,374.45	30,319,825.90	12,576,842.13		42,896,668.03		2,028,949.80

1 E&H Co., Ltd

E&H Co., Ltd

2015 1 1 2015 12 31

3

/	85,050,000.00		85,050,000.00
	302,770,000.00		302,770,000.00
	217,720,000.00		217,720,000.00

2015 3 23

10.03 /
23.29

1,300

1 2015 12 31

2015 1 1 2015 12 31

4

	30,319,825.90		30,319,825.90
	10,770,566.00		10,770,566.00
	1,806,276.13		1,806,276.13
1*			
	42,896,668.03		42,896,668.03

1

E&H Co., Ltd

11.

									1*		
	337,443,813.78			-44,647,193.91						222,796,619.87	
²	27,662,488.10	34,319,299.50		2,060,818.06	-8,480.56		5,182,708.64		-53,841,336.46		
	4,010,401.89									4,010,401.89	4,010,401.89
ONet Communications Ltd ³	2,247,945.42		2,247,945.42								
⁴	334,975,556.88		22,899,348.75	17,146,691.82	-31,901,518.32				19,633,941.75	316,955,323.33	
Country Lighting ⁵	28,614,047.44								1,774,913.80	30,388,961.24	
	734,954,223.51	34,319,299.50	25,147,294.17	-25,449,684.03	-31,909,998.88		5,182,708.64		-37,482,530.91	644,151,336.33	4,010,401.89

2015 1 1 2015 12 31

1 2015 9 9

Bright 1.80 Lagan Bright Holdings Co., Ltd. Lagan Bright 0.20

1.21% 10.91% 47.87% 42.07%

2 2015 6 30

3,441 62%

13.80% 51.20% 62% 2,841.60

599.40 10.80%

86.20%

2015 12 31

3 O-Net Communications Ltd.

O-Net Cayman 2009 11 2010

O-Net Cayman O-Net Cayman

4 2015 11 12

2015 12 31 3,000

6,330 19,763.6237

27%

5 2011 12 16 Country

Li ghting 4,650,000 8,400,000 4,650,000

55.3% 2015 12 31 4,650,000

55.3% Country Li ghting

12

1

1.	170 438 684 88			170 438 684 88
2	27,614,576.07			27,614,576.07
1				
2 \ \	27,614,576.07			27,614,576.07
3				
3	28,245,184.14			28,245,184.14
1				
2				
3	28,245,184.14			28,245,184.14
4	169 808 076 81			169 808 076 81
1.	50 775 367 95			50 775 367 95
2	27,773,585.75			27,773,585.75
1	6,546,385.00			6,546,385.00
2	21,227,200.75			21,227,200.75
3	9,510,381.08			9,510,381.08
1				
2				
3	9,510,381.08			9,510,381.08
4	69 088 572 62			69 088 572 62
1.				
2				
3				
4				
1.	100 769 504 19			100 769 504 19
2	119 663 316 98			119 663 316 98

1

	2,657,557.56	

2015 1 1 2015 12 31

1 1 2015 12 31

3.

1

	1,044,438,986.58	680,167,139.58	24,793,913.81	1,793,592,775.60	517,194,562.66	4,060,187,378.23
	272,364,496.56	1,082,687,283.92	6,043,023.23	347,392,619.44	129,544,570.12	1,838,031,993.27
	6,157,358.00	17,328,977.60	4,387,773.76	311,522,374.02	85,604,606.46	425,001,089.84
	237,764,299.95	18,547,505.84		14,985,341.84	19,983,145.90	291,280,293.53
		1,046,810,800.48	1,655,249.47	20,884,903.58	12,886,562.56	1,082,237,516.09
	28,245,184.14					28,245,184.14
	197,654.47				11,070,255.20	11,267,909.67
3	28,395,894.07	73,021,492.23	1,685,336.23	230,891,548.68	51,438,914.72	385,433,185.93

1

73 9 ,07 ,7 165 9

20 1818

.5,489,885

24

3	9,510,381.08					9,510,381.08
4	3,240,787.99		66,066.14		10,554,363.71	13,861,217.84
3	21,317,561.33	53,104,467.06	1,477,140.71	198,460,380.50	41,156,708.29	315,516,257.89
1	90,360.58	48,740,052.44	1,477,140.71	190,759,610.51	41,156,708.29	282,223,872.53
2		4,364,414.62		7,700,769.99		12,065,184.61
3	21,227,200.75					21,227,200.75
4	309,192,841.57	1,282,752,928.67	18,532,713.14	1,260,617,027.17	383,655,289.36	3,254,750,799.91
1.		99,192,338.46	622,127.98	70,739,804.72	39,155,530.18	209,709,801.34
2						
1						
2						
3		18,697,623.60	53,666.64	36,647,942.33	11,250,148.91	66,649,381.48
1		18,697,623.60	53,666.64	36,647,942.33	11,250,148.91	66,649,381.48
2						
4		80,494,714.86	568,461.34	34,091,862.39	27,905,381.27	143,060,419.86
1.	979,214,747.50	326,585,287.74	10,050,426.33	615,384,956.80	183,739,547.43	2,114,974,965.80
2	753,432,991.51	40,387,644.41	7,807,865.73	473,512,633.41	124,836,906.55	1,399,978,041.61

1 1,024,676,703.38
 929,887,459.55 94,789,243.83

2

	190,307,434.42	142,320,338.25	47,011,914.52	975,181.65	
	153,310.00	137,979.00	14,231.00	1,100.00	
	39,839,584.59	22,292,581.71	13,918,080.22	3,628,922.66	
	67,883,110.53	52,818,435.21	12,876,673.48	2,188,001.84	
	298,183,439.54	217,569,334.17	73,820,899.22	6,793,206.15	

3

			325,415,025.41	
			135,259,028.92	
			5,094,058.00	
			1,063,300.00	
			466,831,412.33	--

14.

1

1.	277,667.26	263,788.90	13,888.36	277,667.26		277,667.26
2	11,672,137.28	9,009,106.52	2,663,030.76	13,321,868.36	5,484,641.49	7,837,226.87
3	166,788,888.61		166,788,888.61	90,637,820.82		90,637,820.82
4	71,032,516.54		71,032,516.54	18,510,782.33		18,510,782.33
5				16,148,363.51		16,148,363.51
	249,771,209.69	9,272,890.42	240,498,319.27	138,886,502.28	5,484,641.49	133,411,860.79

2

	90 637, 820 82	271, 429, 947. 89	193 814 065 05	1, 464 815 05	166 788 888 61
	13 321, 888 36	5 520 145 00	601, 480 00	6 568 426 08	11, 672 137. 28
	18 510 782 33	135 830 149. 18	83 308 414 97		71, 032 516 54
	16 148 363 51	2 169 125 40	13 556 363 51	4 761, 125 40	
	138 618 835 02	414 949 367. 47	291, 280 293 53	12 794 366 53	249 493 542 43

		%				%	
	481, 381, 884. 01	75	75%				
	157, 740, 883. 99	98	98%				
	639, 122, 768 00	—	—				

3

	263, 783. 90	
	3, 524, 465. 03	
	3, 788, 248. 93	—

15.

1

1.	154, 460, 603. 55			154, 460, 603. 55
2			8, 782, 594. 31	8, 782, 594. 31
(1)			676, 142 49	676, 142 49
(2)				
(3)			8, 106, 451. 82	8, 106, 451. 82
3				
(1)				
4.	154, 460, 603. 55		8, 782, 594. 31	163, 243, 197. 86

1.	6, 555, 737. 06			6, 555, 737. 06
2	3, 095, 067. 12		7, 021, 210. 03	10, 116, 277. 15
1	3, 095, 067. 12		663, 393. 02	3, 758, 460. 14
(2)			6, 357, 817. 01	6, 357, 817. 01
3				
(1)				
4.	9, 650, 804. 18		7, 021, 210. 03	16, 672, 014. 21
1.				
2				
1				
3				
(1)				
4.				
1.	144, 809, 799. 37		1, 761, 384. 28	146, 571, 183. 65
2	147, 904, 866. 49			147, 904, 866. 49

16.

1

	7, 728, 810. 15				7, 728, 810. 15
		10, 313, 565. 41			10, 313, 565. 41
	7, 728, 810. 15	10, 313, 565. 41			18, 042, 375. 56

17.

	60, 417, 905. 03	56, 565, 831. 74	21, 690, 023. 56	95, 293, 713. 21

	5,262,000.00	16,870,951.63	3,415,891.88		18,717,059.75
	11,668,964.20	1,583,300.00	3,275,922.16		9,976,342.04
TP		6,650,000.00	110,833.33		6,539,166.67
	77,348,859.23	81,670,083.37	23,492,670.98		130,526,281.67

68.75

18.

1

	143,089,442.58	24,990,257.28	138,810,817.52	21,781,089.81
	8,183,070.59	1,395,481.41	11,973,584.60	1,796,037.69
	10,388,655.93	2,315,298.39	9,214,152.32	2,303,538.08
	174,334,127.13	37,200,084.57	67,593,011.79	16,898,252.95
			400,742.25	60,111.34
	335,995,296.23	65,901,121.65	227,992,308.48	42,839,029.87

2

	30,997,958.71	7,417,589.68	7,564,106.04	1,891,026.51
	217,720,000.00	32,658,000.00		
	262,979,533.94	39,313,356.66	13,402,701.47	2,010,405.22
	17,291,742.62	4,313,937.36		
	8,904,895.39	1,469,307.74	8,904,895.39	1,469,307.74
	537,894,130.66	85,172,191.44	29,871,702.90	5,370,739.47

3

--	--	--

	321, 200, 244. 88	272, 918, 086. 12
	40, 515, 370. 19	36, 578, 173. 21
	361, 715, 615. 07	309, 496, 259. 33

1

2

4

2016	77, 866, 716. 87	77, 866, 716. 87	
2017	63, 874, 474. 68	65, 103, 088. 68	
2018	109, 716, 852. 46	111, 099, 041. 94	
2019	18, 849, 238. 63	18, 849, 238. 63	
2020	50, 892, 962. 24		
	321, 200, 244. 88	272, 918, 086. 12	

19.

1

1*	5, 333, 523, 033. 07	7, 202, 739, 429. 63
	275, 000, 000. 00	119, 320, 500. 00
	1, 816, 800, 000. 00	86, 000, 000. 00
	7, 425, 323, 033. 07	7, 408, 059, 929. 63

1

5, 306, 309, 385. 27

99. 49%

20.

	185, 808, 931. 11	37, 417, 860. 69
	185, 808, 931. 11	37, 417, 860. 69

2

21.

1

	909,768,532.16	1,576,385,608.54
	43,267,846.48	30,333,426.79
		20,127,521.44
	2,333,009.64	1,693,679.44
	264,220.58	528,788.43
	955,633,608.86	1,629,069,024.64

2

1

Western Digital (Malaysia) Sdn Bhd	5,051,244.30	
SAE MAGNETICS (H.K.) LTD	4,789,834.42	
	9,841,078.72	—

22.

1

	28,256,204.95	32,398,149.59
		235,817.81
	28,256,204.95	32,633,967.40

2

1

PAUD RAAD INDUSTRIAL	2,311,622.25	
	2,311,622.25	—

23.

1

	153 178 393 17	1, 526 722 095 45	1, 494 711, 414 81	185 189 073 81
-	2 658 250 27	99 919 074 41	99 354 804 29	3 222 520 39
		6 381, 588 00		6 381, 588 00
	155 836 643 44	1, 633 022 757 86	1, 594 066 219 10	194 793 182 20

2

	143 935 790 35	1, 375 453 377 16	1, 344 571, 084 82	174 818 132 69
		72 917, 847 81	71, 933 932 66	983 915 15
	796 518 61	30 701, 202 78	30 593 377 66	904 343 73
	600 860 97	21, 698 160 31	21, 655 942 01	643 079 27
	101, 579 47	4 269 281 84	4 226 361 11	144 500 20
	94 078 17	4 733 760 63	4 711, 074 54	116 764 26
	2 948 687 41	35 892 132 42	37 141, 029 12	1, 699 790 71
	5 497, 326 80	11, 757, 535 28	10 472 040 55	6 782 891 53
	153 178 393 17	1, 526 722 095 45	1, 494 711, 414 81	185 189 073 81

3

	2 488 373 18	89 730 366 69	89 161, 652 28	3 057, 087 59
	169 877 09	4 107 048 72	4 111, 493 01	165 432 80
		6 081, 659 00	6 081, 659 00	
	2 658 250 27	99 919 074 41	99 354 804 29	3 222 520 39

24.

	98 977, 276 62	36 070 411 89
	47 574 233 46	17 391 485 23
	2 105 189 18	2 047 650 35
	2 408 448 63	83 515 83
	1 680 674 49	21 012 99
	1 187 745 57	- 2 400 840 36
	655 020 48	485 751 54
	150 517 23	219 655 57

	34, 802. 56	13, 930. 09
	602, 404. 68	75, 862. 76
	155, 376, 312. 90	54, 008, 435. 89

25.

1

	7, 291, 516. 31	10, 885, 622. 86
	6, 626, 247. 98	3, 220, 574. 72
	2, 912, 697. 91	2, 912, 697. 91
	2, 098, 156. 80	
	266, 038. 30	4, 085, 372. 19
	28, 341, 439. 05	22, 901, 337. 95
	47, 536, 096. 35	44, 005, 605. 63

2

1

	2, 912, 697. 91	
	782, 582. 89	
	646, 748. 66	
	4, 342, 029. 46	

26.

	8, 183, 070. 59	11, 973, 584. 60	
	8, 183, 070. 59	11, 973, 584. 60	

27.

1

	12, 380, 000. 00	43, 773, 800. 00	12, 380, 000. 00	43, 773, 800. 00
	12, 380, 000. 00	43, 773, 800. 00	12, 380, 000. 00	43, 773, 800. 00
				—

2

2015 1 1 2015 12 31

						/
	12,380,000.00		12,380,000.00			
		43,773,800.00			43,773,800.00	
	12,380,000.00	43,773,800.00	12,380,000.00		43,773,800.00	-

28.

		+ -					
	1,471,289,363.00					1,471,289,363.00	

29.

	725,464,275.46		47,365,193.03	678,099,082.43
	108,721.26	24,839.54		133,560.80
	725,572,996.72	24,839.54	47,365,193.03	678,232,643.23

30.

	137,863,322.67	243,638,482.29	32,708,224.25	32,688,000.00	178,272,288.04		316,135,580.71
	213,575,267.71	-1,785,604.96	32,708,224.25		-34,493,829.21		179,081,438.50
		217,720,000.00		32,688,000.00	185,062,000.00		185,062,000.00
	-75,711,945.04	27,704,087.25			27,704,087.25		-48,007,857.79
	137,863,322.67	243,638,482.29	32,708,224.25	32,688,000.00	178,272,288.04		316,135,580.71

2015 1 1 2015 12 31

31.

	610 887,067.83	39,289,064.77		650 176 132.60
	422,860,145.68			422,860,145.68
	1,033,747,213.51	39,289,064.77		1,073,036,278.28

32.

	1,597,421,421.19	1,527,622,106.03
		1,933,122.43
	1,597,421,421.19	1,529,555,228.46
	180,660,277.51	173,868,974.68
	39,289,064.77	32,439,813.80
	73,562,968.15	73,562,968.15
	1,665,229,665.78	1,597,421,421.19

2016 3 29

2015

10%

33.

	15 306 095 916.35	14 653 918 052.53	16 388 759 383.06	15 881, 972, 233.32
	55 718 839.09	42,802,781.66	63 086 129.18	45 087, 853.57
	15 361, 814 755.44	14 696 720 834.19	16 451, 845 512.24	15 927, 060 086.89

1

—

	6 773 443 340 97	6 577 797 593 15	6 934 391 445 62	6 752 333 352 88
	765 964 148 13	546 171 140 45	557 833 135 87	437 722 633 90
CEM	7 766 688 427 25	7 529 949 318 93	8 896 534 801 57	8 691 911 246 54
	15 306 095 916 35	14 653 918 052 53	16 388 759 383 06	15 681 972 233 32

34.

	10 049 227 25	8 164 415 48
	7 170 803 75	5 858 573 01
	1 401 960 55	1 503 923 65
	1 125 297 06	928 798 76
		248 637 88
	19 747 288 61	16 704 348 78

35.

	11 661 847 12	10 798 295 19
	5 827 858 15	8 328 174 98
	14 602 615 48	3 596 818 23
	1 464 519 70	1 212 377 78
	1 070 044 18	1 031 394 33
	1 433 498 52	1 022 240 02
	4 625 461 20	4 253 992 54
	40 685 844 35	30 243 293 07

36.

	142 990 612 52	111 209 406 64
	75 503 614 38	62 093 607 80
	17 642 478 34	14 783 656 53
	15 101 213 93	16 026 392 98
	14 923 228 52	9 450 338 71
	13 631 183 69	11 638 549 63
	13 245 113 39	13 064 830 37
	11 464 629 76	7 179 429 09

	10,557,451.81	10,864,021.75
	9,519,075.91	8,093,972.75
	9,274,264.12	6,525,034.39
	8,113,337.43	5,828,564.36
	6,381,588.00	3,377,154.60
	6,299,338.20	5,768,424.19
	6,118,417.13	6,987,811.96
	3,348,653.33	187,788.49
	1,626,394.87	12,118,922.35
	163,555.86	58,301.20
	36,815,468.01	31,551,912.86
	402,719,619.20	336,808,120.65

37.

	96,589,218.89	97,867,386.65
	221,242,590.54	297,855,456.09
	-10,618,503.89	-27,754,985.22
	15,975,083.26	30,233,801.53
	-119,296,792.28	-197,509,253.13

38.

	-5,523,766.29	-37,934,466.64
	623,849.73	9,737,817.77
	10,770,566.00	
		25,752,177.73
	3,788,248.93	1,414,526.63
	9,658,898.37	-1,029,944.51

E&H Co., LTD

1,077.06

39.

	22,476,079.48	-134,693,660.51

	22,476,079.48	-134,693,660.51
	-142,230,732.76	-37,417,860.69
	-142,230,732.76	-37,417,860.69
	-119,754,653.28	-172,111,521.20

40.

	-25,449,684.03	25,358,001.68
	29,161,674.68	-14,360,790.40
	2,028,949.80	3,126,054.82
		75,903,126.60
	125,880.92	
	5,866,821.37	90,026,392.70

93.48%

7,590.31

2,916.17

41.

1

	7,379,600.24	1,701,014.60	7,379,600.24
	7,379,600.24	1,701,014.60	7,379,600.24
	69,155,605.81	7,361,650.47	69,155,605.81

2015 1 1 2015 12 31

		5, 311, 871. 21	
	6, 503, 630. 03	500, 012. 95	6, 503, 630. 03
	83, 038, 836. 08	14, 874, 549. 23	83, 038, 836. 08

2

				/
	40,000,000.00		2015 008	
	12,380,000.00		2011 338	2011
	10,600,000.00		2013 998	2013
	3,310,000.00		2015 98	2015
2	601,600.00		2014	
" "	540,000.00		2014 11 " 2014-2015	
		5,000,000.00	2014 117	
		1,000,000.00		
	1,724,005.81	1,361,650.47		
	69,155,605.81	7,361,650.47	—	—

42

	1, 108, 717. 71	1, 403, 414. 10	1, 108, 717. 71
	1, 108, 717. 71	1, 403, 414. 10	1, 108, 717. 71

	438,000.00	408,000.00	438,000.00
	1,689,238.43	350,199.18	1,689,238.43
	44,858.64	880,839.46	44,858.64
	3,280,814.78	3,042,452.74	3,280,814.78

43.

1

	106,625,399.57	103,303,986.96
	-9,836,424.69	7,263,052.52
	96,788,974.88	110,567,039.48

2

	277,449,252.39
/	41,617,387.86
	28,713,759.86
	-1,632,333.34
	6,051,352.65
	35,194,461.79
	-7,466,952.79
	4,789,463.62
	-5,873,300.45
	-8,131,649.63
/	
	3,526,785.31
	96,788,974.88

44.

" 30 "

45.

1 / / /
1

	100,584,419.70	7,361,650.47
	41,220,024.29	110,650,907.44
	3,142,003.47	1,766,060.03
	1,767,300.80	5,178,029.20
	1,450,524.18	6,443,946.86
	1,105,016.03	
	962,101.83	139,745.91
	9,453,114.46	9,895,777.19
	159,684,504.76	141,436,117.10

2

	16,144,442.04	29,429,778.71
	15,270,184.31	22,358,831.36
	9,534,231.57	9,624,390.45
	15,484,231.17	8,795,004.80
	15,771,109.74	8,373,234.40
	12,264,279.34	2,650,308.23
	104,313,360.30	47,117,114.85
	188,781,838.47	128,348,662.80

3

		100,000.00
		100,000.00

4

	6,502,682,176.51	6,037,055,950.00
	166,010,993.52	132,377,257.80
	241,536,811.95	158,661,934.94
	6,910,229,981.98	6,328,095,142.74

5

	5, 229, 605, 825. 31	6, 507, 992, 891. 02
	119, 982, 135. 57	20, 918, 701. 55
	5, 349, 587, 960. 88	6, 528, 911, 592. 57

2

1.		
	180, 660, 277. 51	158, 748, 789. 00
	9, 688, 898. 37	-1, 029, 944. 51
	299, 087, 978. 85	240, 290, 951. 38
	3, 758, 460. 14	2, 422, 820. 47
	28, 492, 670. 93	14, 833, 777. 38
" -"	-6, 270, 882. 53	-297, 600. 50
" -"		
" -"	119, 754, 653. 28	172, 111, 521. 20
" -"	-189, 195, 189. 02	-200, 391, 643. 35
" -"	-5, 866, 821. 37	-90, 026, 392. 70
" -"	-23, 062, 091. 78	11, 840, 156. 50
" -"	79, 801, 451. 97	-4, 538, 408. 29
" -"	-108, 854, 311. 00	-154, 200, 225. 07
" -"	652, 130, 582. 41	-346, 766, 800. 25
" -"	-549, 634, 414. 23	95, 740, 068. 70
	490, 461, 263. 53	-101, 262, 980. 04
2		
3		
	2, 273, 677, 830. 18	1, 927, 199, 131. 54
	1, 927, 199, 131. 54	2, 247, 753, 193. 75
	346, 478, 698. 64	-320, 554, 062. 21

3

2015 1 1 2015 12 31

	2 273 677,830 18	1, 927, 199 131. 54
	2 052, 093 12	1, 736 552 26
	2 271, 625 737. 06	1, 925 462 579 28
	2 273 677,830 18	1, 927, 199 131. 54

4

	874, 525, 031. 86
	707, 572, 032 75
	34, 319, 299. 11
	119, 633, 700 00
	13, 000, 000 00
	370, 367, 143 20
	363, 017, 351. 72
	7, 349, 791. 48
	504, 157, 888 66

46.

1 " "

	- 8, 446, 213 96
	- 6, 651, 942 84
	- 32, 267, 036 23
	24, 839 54
	- 47, 340, 353 49

47.

	5, 352, 250, 501. 28 /

2015 1 1 2015 12 31

	5,352,250,501.28	—

1.

1

			%				
2015 9 1	707,572,032.75	100		2015 9 30		114,000,532.82	28,783,421.09
2015 11 23	34,496,383.97	100		2015 12 31			

2

	707,572,032.75	34,496,383.97
		24,393,276.16
	707,572,032.75	58,889,660.13
	738,062,991.60	64,192,832.00
	40,804,524.26	
/	10,313,565.41	-5,303,171.87

1 2015 6 1

11,073.361

TU SHENZHEN, LLC Sun Shenzhen, LLC Payton Technology Corporation

40% 40% 20% 100% 2015 4 30

2015 441ZC2848

39,913.90 2015 4 30

100%

2015 0360255 69,997.90

2015 9 1

2015 12 31

11,073.361

2015 1 1 2015 12 31

2015 6 1

2015 0360255 2015 9 30

738,062,991.60 40,804,524.26

10,313,565.41

2 2015 6 30

62%

3,441

62% 2,841.60 51.20%

599.40 10.80%

86.20% 13.80%

2015

441ZC2962 2014 12 31 7,110.31

2015 0397231 7,146.84

2015 11 23

2015 12 31

3,441

2015 6 10

2015 0397231 2015 12 31

64,192,832.00

24,393,276.16 5,303,171.87

3

	385,505,928.23	385,505,928.23	7,349,791.48	7,349,791.48
	86,957,223.24	86,957,223.24	60,935,036.38	60,935,036.38
	339,985.03	339,985.03	671,572.59	671,572.59
	756,438.36	756,438.36		
	4,392,964.96	4,392,964.96	671,375.31	671,375.31
	40,478,546.63	29,903,328.66	77,250.66	77,250.66
	283,472,069.64	21,539,180.07	1,457,501.70	1,457,501.70

	809,193.12	809,193.12		
	1,374,846.36	1,132,727.71	270,457.01	270,457.01
	6,260,628.67	6,980,693.14	420,052.06	420,052.06
			65,770.00	65,770.00
	36,030,670.98	36,030,670.98	910,897.59	910,897.59
	8,206,861.10	8,206,861.10	3,658,179.96	3,658,179.96
	25,618,335.99	25,618,335.99	1,321,578.56	1,321,578.56
	2,428,964.57	2,428,964.57	23,570.85	23,570.85
			1,680,208.23	1,680,208.23
	738,062,991.60	466,032,829.88	64,192,832.00	64,192,832.00
	738,062,991.60	466,032,829.88	64,192,832.00	64,192,832.00

4

	24,519,128.28	24,333,276.16	125,852.12	280

2

1

	100%		2015 7 1		3,555,289.90	-3,052,799.04	7,660,540.91	-1,807,338.02

2

	13,000,000.00
	2,098,156.80
	15,098,156.80

3

	1, 509, 540. 90	3, 424, 634. 41
	1, 041, 559. 75	1, 506, 741. 44
	7, 823, 120. 40	9, 240, 913. 08
	196. 00	464. 00
	13, 703. 17	13, 703. 17
	2, 839, 627. 50	2, 727, 741. 92
	715, 700. 09	124, 981. 72
	484, 374. 66	484, 374. 66
	32, 617. 20	13, 206. 40
	990, 932. 59	990, 932. 59
	114, 892. 33	242, 990. 70
	6, 637, 437. 51	6, 571, 772. 83
	6, 651, 942. 84	9, 704, 651. 88
	6, 651, 942. 84	9, 704, 651. 88

1.

1

				%	
				100	
				100	
				100	
				100	
				100	
				100	
				100	

2015 1 1 2015 12 31

				%	
				100	
				100	
				100	
				100	
()				100	
				100	
				100	
				100	
				60	
				100	
				100	
				100	
				100	
				100	

2

1

				%	
				38.66	3.41
				27	

2

	/	
	805,557	425,801
	271,836	126,694

2015 1 1 2015 12 31

	/	/
	1, 246, 958	844, 195
	2, 052, 515	1, 269, 996
	897, 556	287, 675
	285, 894	205, 563
	1, 183, 450	493, 239
	11, 666	10, 585
	857, 399	766, 172
	365, 616	337, 232
--		
--		
--		
	2, 927, 966	3, 374, 438
	654, 668	525, 702
	21, 402	4, 755
	7, 630	- 283
	- 100, 095	22, 011
		- 31
	- 100, 095	21, 980

3

	/	/
	776, 253	615, 962
	97, 756	54, 840
	668, 177	604, 177
	1, 444, 430	1, 220, 139
	269, 583	166, 856
	938	11, 183

	270,521	178,039
	1,173,909	1,042,100
	316,955	337,224
--		
--		
--		
	924,978	654,716
	-7,849	-6,703
	2,236	6,317
	61,461	33,723
	-193,269	-1,815
	-131,809	31,908

4

	<i>/</i>	<i>/</i>
	30,388,961.24	28,614,047.44
	-6,780.99	-435,858.80
--	-11,908.50	-11,564.42
--	-353.69	-776,607.00
--	-12,262.19	-788,171.42

1.

2015 1 1 2015 12 31

(1)

1)

2015 12 31

	2015 12 31	2014 12 31
-	964,000	963,060

2015 1 1 2015 12 31

	2015 12 31	2014 12 31
-	3	
-	641	
-	12, 502	20, 654
-	153, 911	211, 582
-	803	
-	115, 139	
-	499	
-	77	
-	26	
-	206	
-	1, 155	
-		8, 359
-	6, 017	5, 283
-	8, 644	
-	46	
-	1, 108	
-	747	679
-	1, 715	1, 338
-	16, 042	2, 697
-	821, 351	1, 185, 367

2015 12 31 -15, 481. 1

2&20

2)

2015 12 31
5, 333, 523, 033. 07

2, 091, 800, 000. 00

2015 1 1 2015 12 31

(2)

2015 12 31

1, 016, 841, 678. 10

(3)

2015 12 31
345, 620. 00 345, 620. 00

2

1 2015 12 31

	2015	2014
	1, 831, 009, 500. 00	5, 747, 589, 956. 42

2) 2015 12 31

2015 1 1 2015 12 31

	2015	2014
	3, 810, 363, 398. 77	2, 185, 115, 288. 76

1.

1.				
1				
2				
3		49, 287, 408. 61		49, 287, 408. 61
		49, 287, 408. 61		49, 287, 408. 61
1.				
1				
2		185, 808, 931. 11		185, 808, 931. 11
		185, 808, 931. 11		185, 808, 931. 11

2

-

1.

1

2015 1 1 2015 12 31

		2,059,670.39	45,760.00
FOUR STARS TECHNOLOGY LTD		1,398,346.37	
CEAC TECHNOLOGY HK LIMITED		580,492.02	
		307,773.65	391,384.73
Chi tung Moulding Industry (HK) Limited		471,475.48	209,916.77
		80,070.00	779,607.59
		17,820.00	35,298.00
		3,589.74	833,970.08
		1,709.40	
			12,459.83
			6,410.26
			1,709,504.32
		106,016,595.50	50,188,940.53

2 /

E&H Co., Ltd		10,989,576.32	1,752,105.11
		1,474,171.03	1,048,601.83
			4,950.00
			3,984,655.47

2015 1 1 2015 12 31

2

			865,174.44	775,052.14
			86,400.00	86,400.00
				178,945.20
			27,407,450.51	29,219,323.73

3.

		20,882,100.00	20,820,800.00

1.

--	--	--	--

800 . ± 0

2015 1 1 2015 12 31

		632,955.95	
		2,098,156.8	
		185,934.82	245,911.67
	Chi tung Moulding Industry (HK) Limited	19,161.84	2,753.55
		10,751.01	10,751.01
		1,059.83	1,059.83
			26,136,496.99
			2,456,608.81
			107,773.50
			45,760.00
			13,664.70
			94,500.00

1.

2015 12 31

2.

("CMEC")
527.24

ENEL
CMEC

3.

2015 12 31

1

1

2015 1 1 2015 12 31

2016	8,878,865.79	
2017	6,000.00	
	8,884,865.79	

2

3 2015 12 31

1.

	2016 3 29	10
	0.50 2014	10 0.50

2.

1.

2014 7 10
H

2014

7 11

2

2013 10

7006
57,979
2015

2015 1 1 2015 12 31

2015 12 29

<

>

2015 12 31 2016 1 29

57,977.5

43,828.4

262,970

195,280

9,770

62,050

21,000

41,050

5,640

16,000

1.

1

		%		%		%		%		
	896,988,468.68	100	37,683,311.02	4.37	889,305,157.66	554,664,261.07	100.00	32,742,792.99	5.90	521,921,468.08
	896,988,468.68	100	37,683,311.02		889,305,157.66	554,664,261.07	100.00	32,742,792.99		521,921,468.08

1

			%
1	849,838,950.05	8,498,389.51	1
1-2	11,658,926.69	1,165,892.67	10
2-3	10,673,661.57	3,202,098.47	30
3	24,816,930.37	24,816,930.37	100
	896,988,468.68	37,683,311.02	

2

			(
	1, 103, 877. 38		
	1, 103, 877. 38		

3

			(%)	
	223, 080, 535. 21		24. 87	2, 230, 805. 36
	130, 880, 269. 30		14. 59	1, 308, 802. 69
	72, 966, 365. 99		8. 13	729, 663. 66
I BMNeder I and B. V.	65, 427, 553. 81		7. 29	654, 275. 54
	49, 815, 876. 96		5. 55	498, 158. 77
	542, 170, 601. 27		60. 44	5, 421, 706. 02

2

1

		%		%		%		%		
	229, 198, 183. 30	100	25, 708, 896. 60	11. 22	208, 489, 334. 70	551, 665, 660. 38	100. 00	29, 994, 683. 56	5. 44	521, 600, 976. 82
	229, 198, 183. 30	100	25, 708, 896. 60		208, 489, 334. 70	551, 665, 660. 38	100. 00	29, 994, 683. 56		521, 600, 976. 82

1

			%
1	204, 235, 248. 38	2, 042, 352. 48	1
1-2	95, 850. 00	9, 585. 00	10
2-3	32, 900. 00	9, 870. 00	30
3	23, 647, 041. 12	23, 647, 041. 12	100
	228, 011, 039. 50	25, 708, 848. 60	

2

			%
	1, 187, 143. 80		
	1, 187, 143. 80		

2

	206, 974, 338. 18	500, 216, 169. 17
	10, 307, 143. 80	9, 855, 000. 00
	3, 693, 278. 46	6, 760, 016. 87
		28, 335, 413. 18
	8, 223, 422. 86	6, 519, 061. 16
	229, 198, 183. 30	551, 685, 660. 38

3

				%	
	139, 163, 345. 03	1	60. 72		1, 391, 633. 45
	31, 435, 037. 23	1	13. 72		314, 350. 37
	11, 986, 067. 76	3	5. 23		11, 986, 067. 76
	11, 200, 000. 00	1	4. 89		112, 000. 00
	6, 900, 000. 00	3	3. 01		6, 900, 000. 00
	200, 684, 450. 02		87. 56		20, 704, 051. 58

3

1

	2, 823, 369, 993. 26		2, 823, 369, 993. 26	1, 970, 895, 862. 70	1, 970, 895, 862. 70
	296, 241, 391. 80		296, 241, 391. 80	362, 748, 676. 99	362, 748, 676. 99
	3, 119, 611, 385. 06		3, 119, 611, 385. 06	2, 333, 644, 539. 69	2, 333, 644, 539. 69

2

			z'		
	1. 07			1. 07	
	12, 000, 000. 00			12, 000, 000. 00	
	105, 981, 400. 00			105, 981, 400. 00	
	311, 886, 825. 00			311, 886, 825. 00	
1"	396, 477, 751. 63	119, 633, 700. 00	32, 267, 036. 23	483, 844, 415. 40	
	7, 000, 000. 00			7, 000, 000. 00	
	300, 000, 000. 00			300, 000, 000. 00	
	705, 000, 000. 00			705, 000, 000. 00	
	37, 430, 000. 00			37, 430, 000. 00	
	5, 000, 000. 00			5, 000, 000. 00	
	85, 188, 125. 00			85, 188, 125. 00	

2015 1 1 2015 12 31

			z			
	4, 931, 760. 00			4, 931, 760. 00		
		15, 098, 156. 8	8, 446, 213. 96	6, 651, 942. 84		
		707, 572, 032. 75		707, 572, 032. 75		
		50, 883, 491. 20		50, 883, 491. 20		
	1, 970, 895, 862. 70	893, 187, 380. 75	40, 713, 250. 19	2, 823, 369, 993. 26		

1 2015 3 13

43%

43%

11, 963. 37

2015 3 17

11, 963. 37

43%

2015 3 31

11, 963. 37

43%

2

3

	337, 270, 097. 16			-41, 028, 705. 36							296, 241, 391. 80

2015 1 1 2015 12 31

	25,478,579.83	28,416,000.00		1,888,911.37			4,900,000.00		-50,883,491.20		
	362,748,676.99	28,416,000.00		-39,139,793.99			4,900,000.00		-50,883,491.20	296,241,391.80	

2015 1 1 2015 12 31

4.

	4, 167, 496, 053. 78	3, 926, 530, 018. 81	4, 511, 973, 977. 97	4, 318, 872, 264. 51
	73, 064, 550. 85	51, 821, 170. 27	83, 519, 126. 33	62, 435, 933. 12
	4, 240, 560, 604. 63	3, 978, 351, 189. 08	4, 595, 493, 104. 30	4, 381, 308, 197. 63

5.

	331, 892, 082. 10	160, 183, 072. 57
	- 39, 139, 793. 99	14, 749, 459. 98
	2, 028, 949. 80	3, 126, 054. 82
		75, 903, 126. 60
	294, 781, 237. 91	253, 961, 713. 97

2016 3 29

2

9 —

2010

2015

	%		
	3.57%	0.1228	0.1228
	3.52%	0.1210	0.1210

2015 1 1 2015 12 31

3

2015

2015 12 31

	2015 12 31	2014 12 31	2014 1 1
	7, 625, 928, 331. 46	8, 211, 257, 022. 56	8, 040, 037, 288. 75
	49, 287, 408. 61	18, 013, 837. 55	177, 473, 836. 42
	50, 630, 186. 37	66, 974, 030. 76	53, 209, 622. 71
	1, 623, 077, 551. 79	2, 214, 908, 908. 52	1, 837, 755, 606. 78
	51, 749, 235. 98	131, 688, 052. 47	82, 953, 519. 23
	96, 638, 533. 60	157, 450, 378. 06	124, 084, 604. 24
	85, 302, 146. 10	49, 820, 094. 20	122, 958, 647. 78
	-		
	831, 640, 190. 58	696, 422, 299. 31	529, 027, 760. 89
	68, 882, 289. 97	46, 192, 765. 27	5, 321, 697. 38
	10, 483, 135, 874. 46	11, 592, 727, 388. 70	10, 972, 822, 584. 18
	396, 732, 706. 42	189, 268, 148. 00	330, 318, 282. 04
	640, 140, 904. 49	728, 695, 876. 20	762, 282, 930. 66
	100, 769, 504. 19	119, 663, 316. 93	116, 992, 067. 04
	2, 114, 974, 965. 80	1, 399, 978, 041. 61	1, 227, 774, 608. 46
	240, 498, 319. 27	133, 411, 860. 79	125, 634, 137. 07
	146, 571, 183. 65	147, 904, 866. 49	88, 904, 893. 56
	18, 042, 375. 56	7, 728, 810. 15	7, 728, 810. 15
	130, 526, 281. 67	77, 348, 869. 23	46, 542, 167. 61
	65, 901, 121. 65	42, 839, 029. 87	60, 839, 900. 53
	222, 035. 31	10, 854, 601. 14	
	3, 854, 379, 398. 01	2, 857, 693, 420. 41	2, 767, 017, 797. 12
	14, 337, 515, 272. 47	14, 450, 420, 809. 11	13, 739, 840, 381. 30

2015 12 31

	2015 12 31	2014 12 31	2014 1 1
	7, 425, 323, 033. 07	7, 408, 059, 929. 63	6, 942, 912, 428. 21
	185, 808, 931. 11	37, 417, 860. 69	
		643, 566. 00	902, 869. 95
	955, 633, 608. 86	1, 629, 069, 024. 64	1, 482, 550, 014. 75
	28, 256, 204. 95	32, 633, 967. 40	17, 487, 659. 28
	194, 793, 182. 20	155, 836, 643. 44	126, 808, 540. 45
	155, 376, 312. 90	54, 008, 435. 89	100, 862, 689. 58
	1, 893, 842. 50		
	47, 536, 096. 35	44, 005, 605. 63	61, 525, 676. 67
	26, 810. 51		
	1, 787. 72		
	8, 994, 649, 810. 17	9, 361, 675, 033. 32	8, 733, 049, 878. 89
	55, 607. 51		
	8, 183, 070. 59	11, 973, 584. 60	11, 843, 669. 17
	43, 773, 800. 00	12, 380, 000. 00	12, 380, 000. 00
	85, 172, 191. 44	5, 370, 739. 47	9, 909, 147. 76
	137, 184, 669. 54	29, 724, 324. 07	34, 132, 816. 93
	9, 131, 834, 479. 71	9, 391, 399, 357. 39	8, 767, 182, 695. 82
	1, 471, 259, 363. 00	1, 471, 259, 363. 00	1, 471, 259, 363. 00
	678, 232, 643. 23	725, 572, 996. 72	725, 464, 275. 46
	316, 135, 580. 71	137, 863, 322. 67	136, 280, 317. 70
	- 48, 007, 857. 79	- 75, 711, 945. 04	- 72, 183, 010. 74
	1, 073, 036, 278. 28	1, 033, 747, 213. 51	1, 001, 307, 399. 71
	1, 665, 229, 665. 78	1, 597, 421, 421. 19	1, 529, 555, 228. 46
	5, 203, 893, 531. 00	4, 965, 864, 317. 09	4, 863, 866, 584. 33
	1, 787, 261. 76	93, 157, 134. 63	108, 791, 101. 15
	5, 205, 680, 792. 76	5, 059, 021, 451. 72	4, 972, 657, 685. 48
	14, 337, 515, 272. 47	14, 450, 420, 809. 11	13, 739, 840, 381. 30

2015 1 1 2015 12 31

2015

2015

	2015	2014
	14,081,143,031.73	12,104,403,899.60
	75,218,407.37	22,630,802.11
	159,684,504.76	141,436,117.10
	14,316,045,943.86	12,268,470,818.81
	11,802,580,462.20	10,542,973,756.52
	1,582,460,095.36	1,378,132,661.23
	251,762,284.30	320,278,668.30
	188,781,838.47	128,348,662.80
	13,825,584,680.33	12,369,733,748.85
	490,461,263.53	-101,262,930.04
		186,498,540.73
	7,211,658.44	90,896,880.34
	11,068,348.91	1,219,079.70
	18,280,007.35	278,614,500.77
	760,138,485.08	516,449,369.20
	504,157,888.66	
		100,000.00
	1,264,296,373.74	516,549,369.20
	-1,246,016,366.39	-237,934,868.43
	15,666,297,970.37	14,305,703,639.34
	6,910,229,981.98	6,328,095,142.74
	22,576,527,952.35	20,633,798,782.08
	16,003,276,974.36	13,864,939,179.36
	167,456,833.86	192,274,855.54
	5,349,587,960.88	6,528,911,592.57
	21,520,321,769.10	20,586,125,627.47
	1,056,206,183.25	47,673,154.61
	45,827,618.25	-29,029,418.35
	346,478,698.64	-320,554,062.21
	1,927,199,131.54	2,247,753,193.75
	2,273,677,830.18	1,927,199,131.54

合并所有者权益变动表（续）

编制单位：深圳长城开发科技股份有限公司

2015年度

单位：人民币元

项 目	上年金额											少数股东权益	合计
	实收资本	其他权益工具			资本公积	减：库存股	其他综合收益	专项储备	盈余公积	一般风险准备	未分配利润		
		优先股	永续债	其他									
一、上年期末余额	1,471,259,363.00				719,364,275.46		136,280,317.70		997,828,482.24		1,527,622,106.03	108,791,101.15	4,961,145,645.58
加：会计政策变更													
前期差错更正													
同一控制下企业合并					6,100,000.00				3,478,917.47		1,933,122.43		11,512,039.90
其他													
二、本年期初余额	1,471,259,363.00	-	-	-	725,464,275.46	-	136,280,317.70	-	1,001,307,399.71	-	1,529,555,228.46	108,791,101.15	4,972,657,685.48
三、本年增减变动金额（减少以“-”号填列）		-	-	-	108,721.26	-	1,583,004.97	-	32,439,813.80	-	67,866,192.73	-15,633,966.52	86,363,766.24
（一）综合收益总额							1,583,004.97				173,868,974.68	-15,633,966.52	159,818,013.13
（二）所有者投入和减少资本（减少以“-”号填列）		-	-	-	108,721.26	-	-	-	-	-	-	-	108,721.26
1. 股东投入的普通股													
2. 其他权益工具持有者投入资本													-
3. 股份支付计入所有者权益的金额													-
4. 其他					108,721.26								108,721.26
（三）专项储备		-	-	-	-	-	-	-	-	-	-	-	-
1. 本期提取													-
2. 本期使用													-
（四）利润分配		-	-	-	-	-	-	-	32,439,813.80	-	-106,002,781.95	-	-73,562,968.15
1. 提取盈余公积									32,439,813.80		-32,439,813.80		
2. 提取一般风险准备													
3. 所有者的分配											-73,562,968.15		-73,562,968.15
4. 其他													
（五）所有者权益内部结转		-	-	-	-	-	-	-	-	-	-	-	-
1. 资本公积转增资本													
2. 盈余公积转增资本													
3. 盈余公积弥补亏损													
4. 其他													
（六）其他													
四、本年期末余额	1,471,259,363.00	-	-	-	725,572,996.72	-	137,863,322.67	-	1,033,747,213.51	-	1,597,421,421.19	93,157,134.63	5,059,021,451.72

2015 1 1 2015 12 31
